



CSO Assessment of the 4th PH-EITI Report: NCR, Regions 4A, 4B





Overview of large-scale non-metallic mines

- 62 operating large-scale non-metallic mines in the Philippines
- 6 targeted for the pilot
 - 5 participated in 2015
 - 46% of production
 - 4 participated in 2016
 - 43% of production
- 18 operating large-scale non-metallic mines in Region 4A. 2 participated. Concrete Aggregates Corp. (2015 and 2016) and Solid Cement Corp (2015)
- 1 operating large-scale non-metallic mines in Region 4B. Did not participate



40 operating large-scale mining in the Philippines

Participating companies in the PH-EITI Report

26 participated in 2015

27 participated in 2016

Representing about 89% of sales

How much did the government receive?

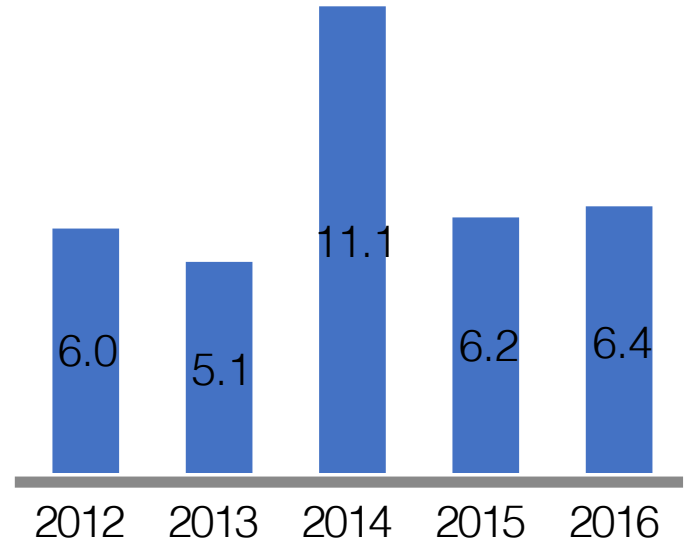
FY 2015

Php 6,184,795,313

FY 2016

Php 6,371,353,084

Total government revenue
(in billions, Php),
2012-2016



Contribution 2015 and 2016

Large scale metallic mine as reflected in the 2017 PH-EITI Report, (FY 2016)



5th

Most Mineralized
Country in the
World

3rd

Biggest Gold
Reserves

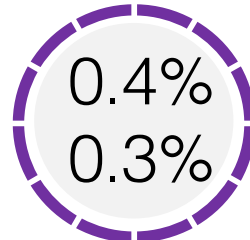
4th

Biggest Copper
Reserves

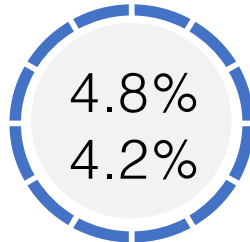
5th

Biggest Nickel
Reserves

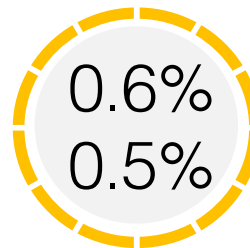
In terms of ratio
to land area



of Gross Domestic
Product



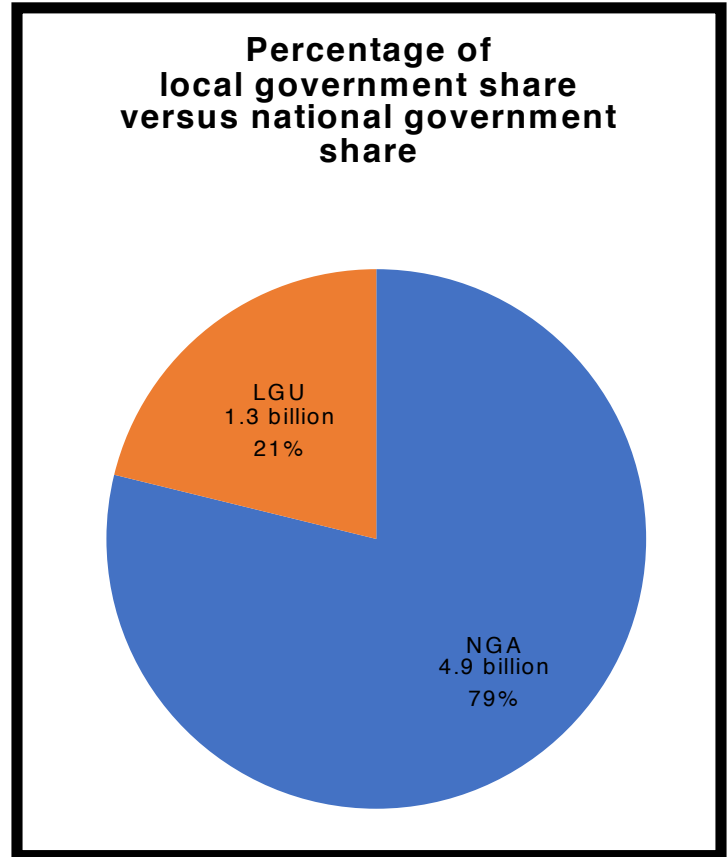
of Total Exports



of Total Employment

Local government share, 2015

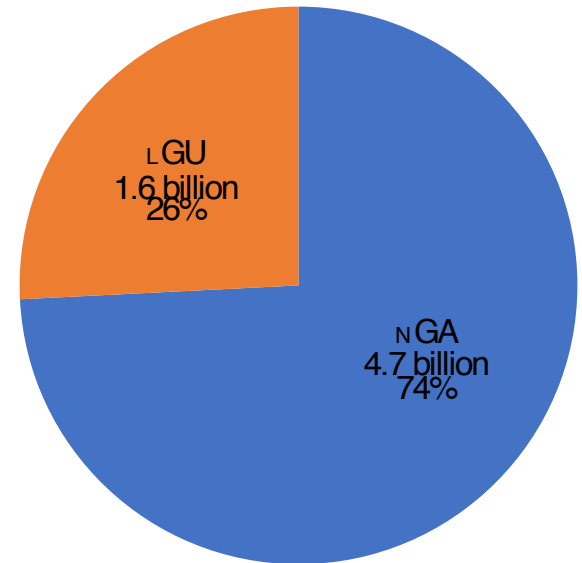
Revenue Stream	Amount (Php)
National government	
Corporate income tax	2,666,419,067
Excise tax (60%)	780,067,835
Royalty on mineral reservation (54%)	563,866,305
VAT on imported materials	441,650,105
Withholding tax - royalty to claim owners	162,767,504
Royalty on mineral reservation (10%)	104,419,686
Withholding tax - foreign	79,334,041
Custom duties	76,623,291
Subtotal	4,875,147,834
Local government	
Excise tax (40%)*	520,045,223
Royalty on mineral reservation (36%) **	375,910,870
Local business tax	348,594,168
Real property tax - basic	35,497,812
Real property tax - SEF	29,599,405
Subtotal	1,309,647,479
Total	6,184,795,313



Local government share, 2016

Revenue stream	Amount (Php)
National government	
Corporate income tax	2,482,401,709
Excise tax (60%)	936,521,782
Royalty on mineral reservation (54%)	453,644,201
VAT on imported materials	446,029,154
Withholding tax - royalty to claim owners	127,776,797
Custom duties	103,004,213
Withholding tax - foreign	94,659,748
Royalty on mineral reservation (10%)	84,008,185
Subtotal	4,728,045,790
Local government	
Excise tax (40%)*	624,347,855
Royalty on mineral reservation (36%) ***	302,429,467
Local business tax **	458,433,612
Real property tax - basic	135,908,191
Real property tax - SEF	122,188,169
Subtotal	1,643,307,294
Total	6,371,353,084

Percentage of local government share versus national government share



3

operating large-scale metallic mines
in Region 4B (MIMAROPA)

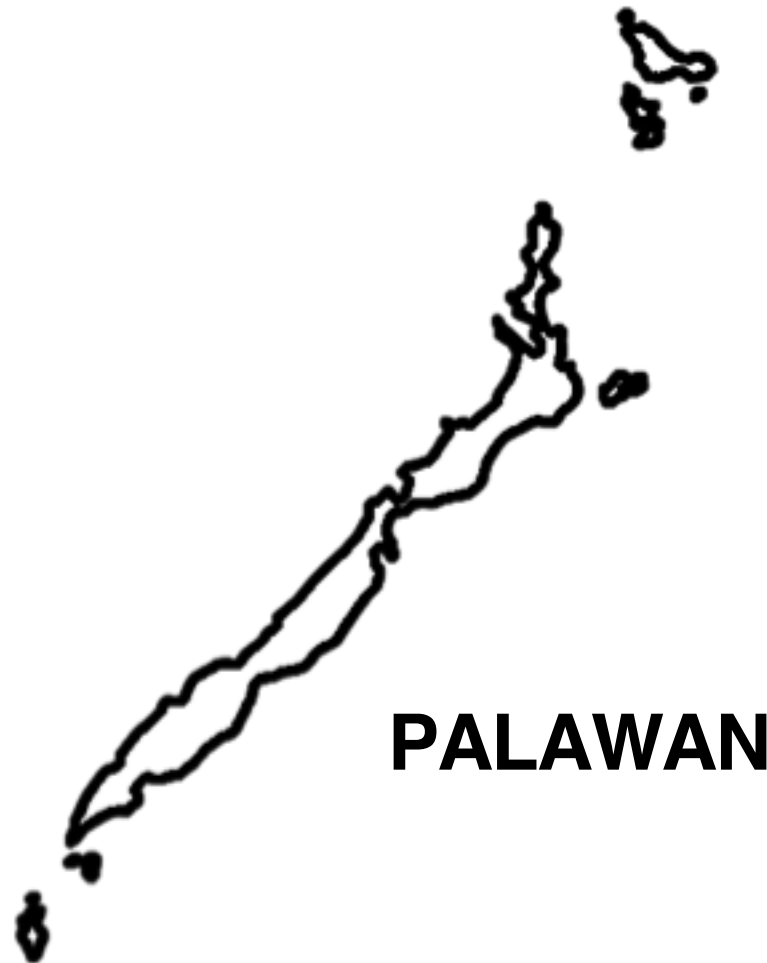
Berong Nickel Corp.

Citinickel Mines and Development Corp.



Rio Tuba Nickel Mining Corp.

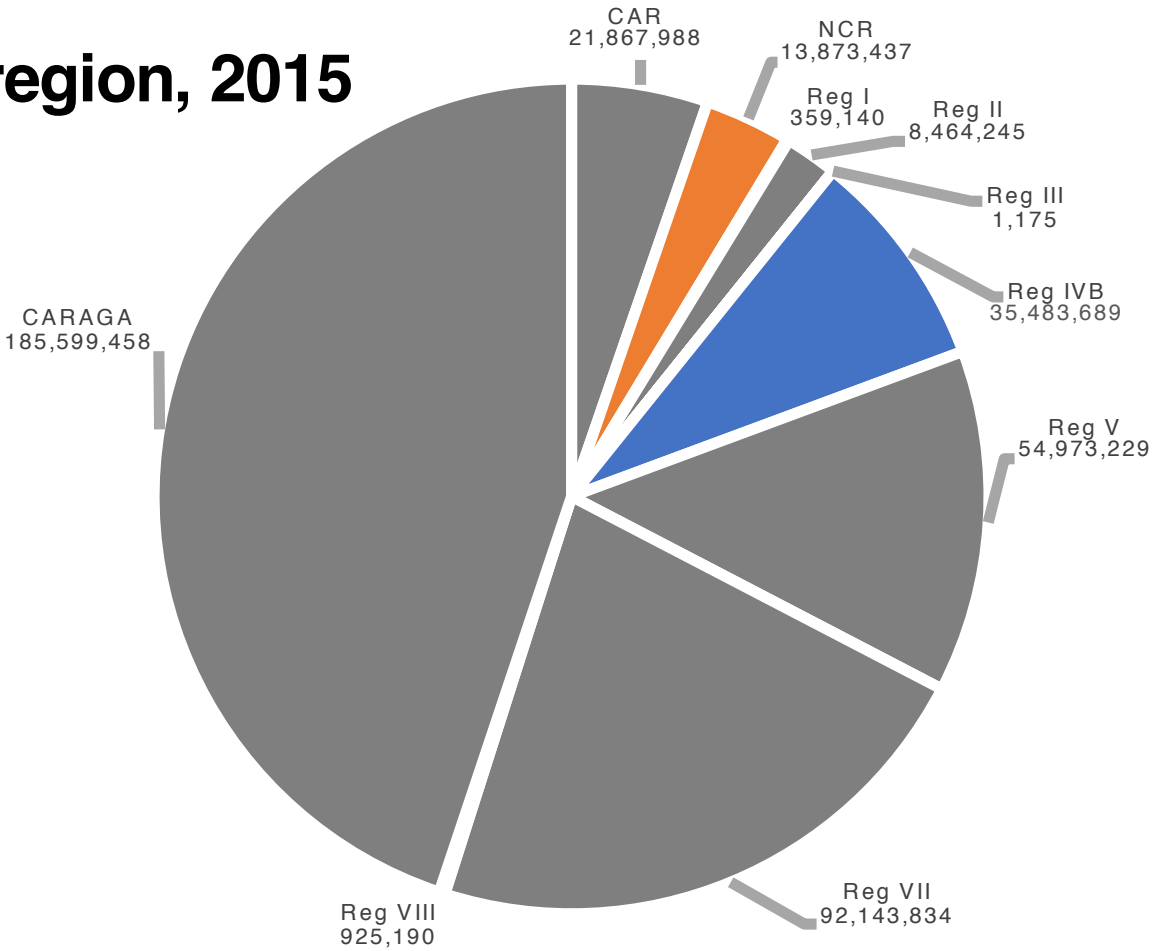
0

operating large-scale metallic mines
in Region 4A (CALABARZON)



LGU collections per region, 2015

-  **NCR**
Php 13,873,437
-  **Region 4B**
Php 35,483,689



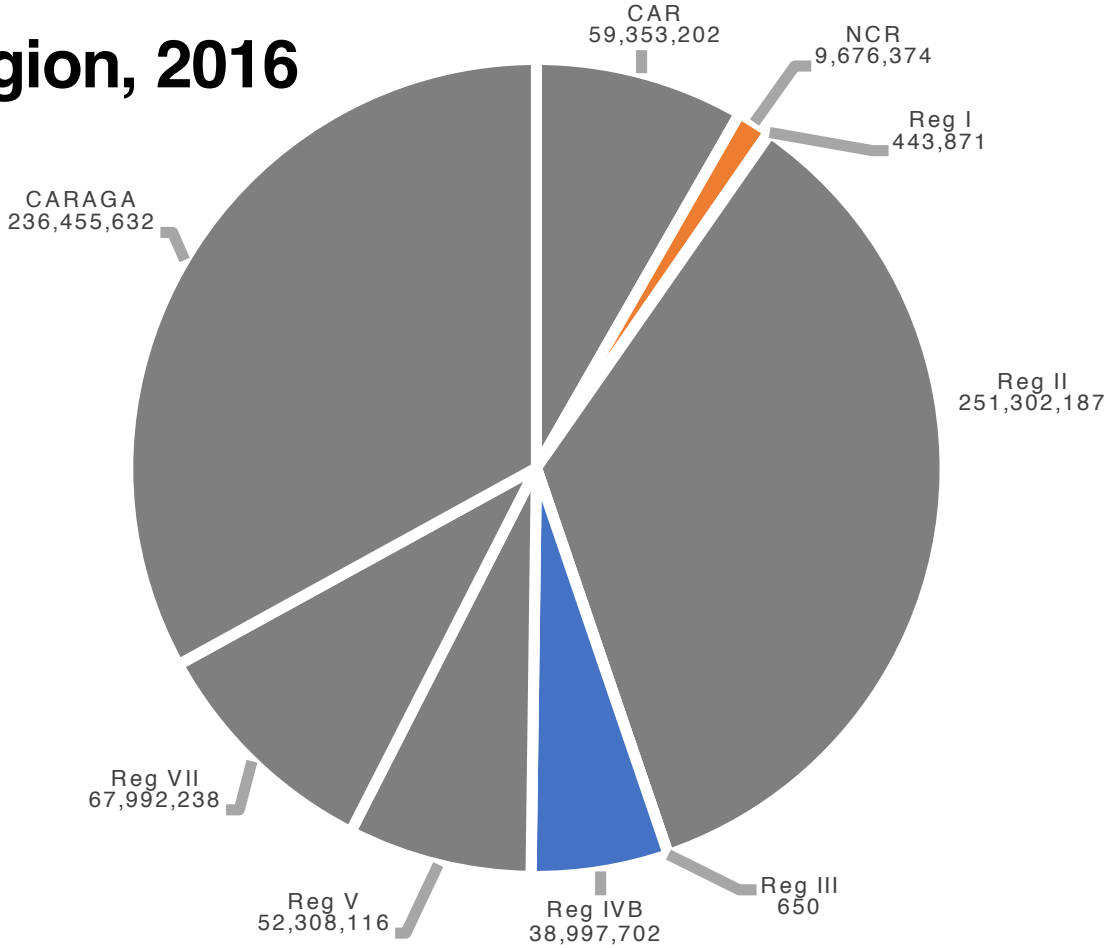
LGU collections per region, 2016



NCR
Php 9,673,374



Region 4B
Php 38,997,702



LGU collections per municipality/city

Region	Province	Municipality/City	2015	2016
NCR	Metro Manila	Makati City	-	292,155
		Pasig City	9,041,186	7,074,325
		Paranaque City	-	339,393
		Taguig City	4,832,251	1,970,501
Region IVB	Palawan	Not applicable	7,761,152*	-
		Bataraza	27,722,537* 35,483,689*	38,997,702

IP Royalties

This is not considered as a revenue stream for the government, since it is directly paid to the IP community.

Company	Reconciled amount, 2015	Reconciled amount, 2016	IP community
Berong Nickel Corporation	-	-	Tagbanua
Rio Tuba Nickel Mining Corporation	12,619,962	41,272,639	Palaw'an

*In 2015, the Berong Nickel Corporation disclosed a total amount of Php 30,624,251 as IP royalty payment. However, due to the lack of supporting documents from the company – the said amount is unreconciled.

Employment generated

Company	2015			2016		
	IP	Non-IP	Total	IP	Non-IP	Total
Berong Nickel Corporation	374	441	815	374	441	815
Rio Tuba Nickel Mining Corporation	18	685	703	18	685	703

Social and environmental expenditures

Company	2015		2016	
	SDMP	EPEP	SDMP	EPEP
Berong Nickel Corporation	28,807,238	37,350,122*	19,988,816	-----
Rio Tuba Nickel Mining Corporation	62,173,573	106,915,000	95,567,924	103,084,000

*No MMT/ISHES report and details submitted to PH-EITI

Challenges: Access, Coverage, and Sustainability

- Lack of access to relevant and disaggregated data and reports remains
- Limited coverage
- Confusion in the implementation of DAO 2017-07
- The PH-EITI process has yet to be institutionalized

Challenges Surfaced from PH-EITI Findings

- Low economic contribution of large scale metallic mining to the economy
- Most of the large scale metallic mining revenues go to the national government, but social and environmental impacts are felt at the local level.
- Limited assessment on the social and environmental impacts on mining
- Reporting of LGU business tax is not disaggregated by LGU recipient. This makes it challenging to follow amounts paid to LGU with head office (30%) and project office (70%).
- Absence of a timely and accessible national wealth tracker. This impacts the LGU receipts and expenditure tracking and the required utilization of mining proceeds.

Challenges Beyond the Report

- Capacity deficiency
- Independent selection process for CSO representatives in mining oversight committees is absent
- Clear and measurable criteria for SDMP monitoring to ensure it meets its objectives and is aligned with the LDP remains wanting
- Inclusive platforms for engagement throughout the mining life cycle as well as the public financial management is lacking
- Space for more meaningful participation in IP royalty and SDMP management is lacking

Moving Forward

- Insist on access to timely, **disaggregated**, complete information and documentation
- Expand the report to cover more extractive entities.
- Sustain PH-EITI through the passage of a law
- Re-visit fiscal policies on extractives to enhance revenue sharing and value added

Moving Forward

Consider guidelines on:

- Faster/direct downloading of LGU shares
- Enhanced monitoring of transfers and expenditure management
- Clarifying terms, timelines and enhanced collaboration between the PH-EITI Secretariat and the relevant DENR Bureaus in the implementation of DAO 2017-07

Moving Forward

Enhance Natural Resource Governance

- Create knowledge products and provide capacity building for better understanding of policies and data on extractives management
- Establish more inclusive platforms for engagement throughout the mining life cycle as well as the public financial management
- Increase meaningful participation in IP royalty and SDMP management.
- Complement LDP with SDMP
- Clarify DAO 2017-15 in relation to CDAO 2010-21
- Develop guidelines for a transparent and independent selection process of CSOs in mining oversight committees

Moving Forward

Mainstream PH-EITI at the local level

- Adopt EITI guidelines and principles in the LGU's regular business process, oversight structures, disclosure policy, and records management